

## PETERBOROUGH - Galway-Cavendish and Harvey Q2 2024

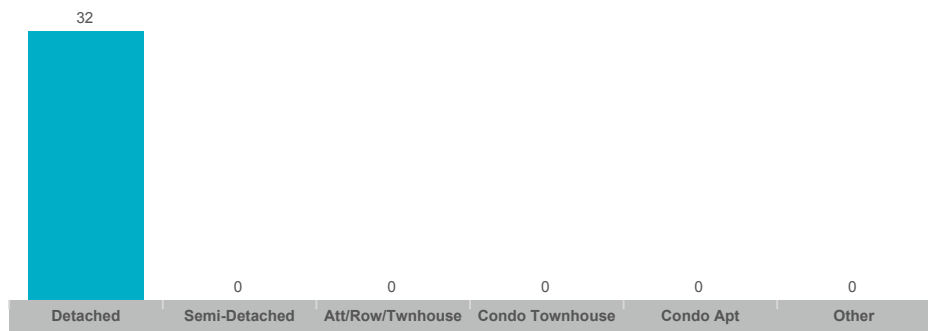


**SUMMARY OF EXISTING HOME TRANSACTIONS****All Home Types 2024 Q2  
Galway-Cavendish and Harvey**

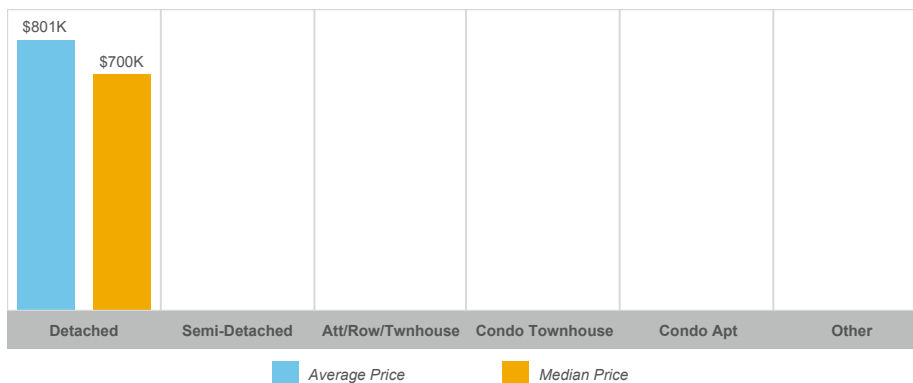
Community	Sales	Dollar Volume	Average Price	Median Price	New Listings	Active Listings	Avg. SP/LP	Avg. DOM
Rural Galway-Cavendish and Harvey	32	\$25,646,000	\$801,438	\$700,000	114	93	97%	42

The source of all slides is the Toronto Regional Real Estate Board. Some statistics are not reported when the number of transactions is two (2) or less. Statistics are updated on a monthly basis. Quarterly community statistics in this report may not match quarterly sums calculated from past TRREB publications.

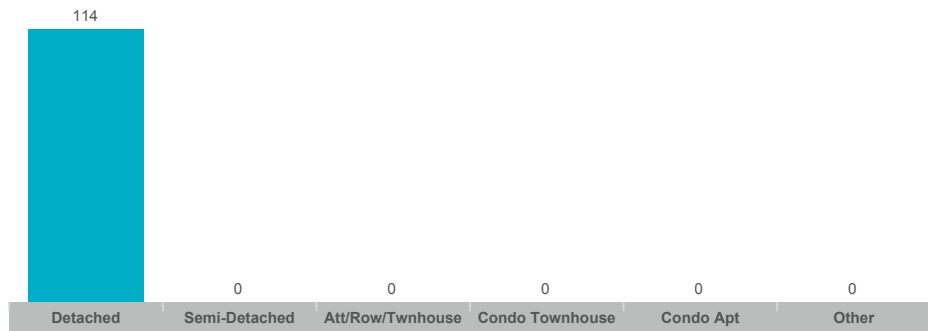
### Number of Transactions



### Average/Median Selling Price



### Number of New Listings




### Sales-to-New Listings Ratio



### Average Days on Market



### Average Sales Price to List Price Ratio



The source of all slides is the Toronto Regional Real Estate Board. Some statistics are not reported when the number of transactions is two (2) or less. Statistics are updated on a monthly basis. Quarterly community statistics in this report may not match quarterly sums calculated from past TRREB publications.