

PETERBOROUGH - Curve Lake First Nation 35 Q3 2024



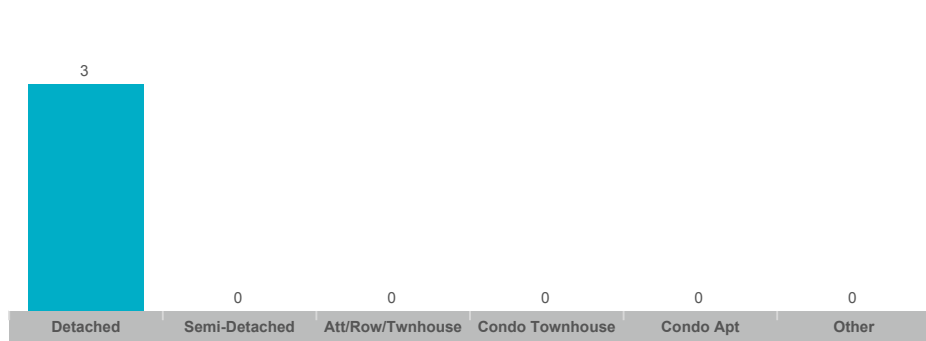
SUMMARY OF EXISTING HOME TRANSACTIONS

All Home Types 2024 Q3 Curve Lake First Nation 35

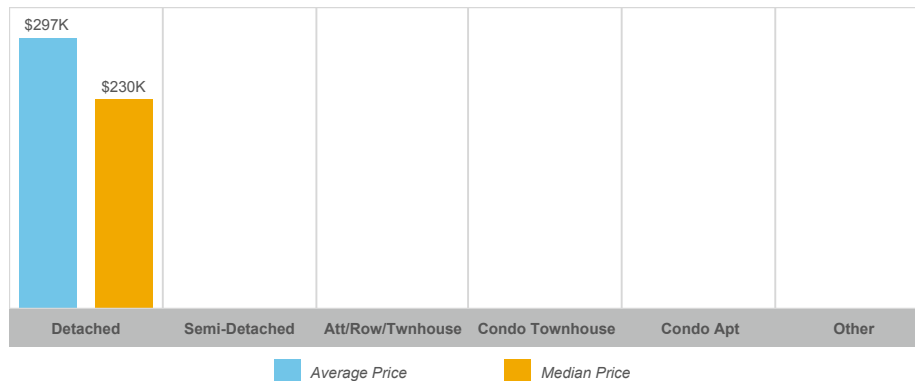
Community	Sales	Dollar Volume	Average Price	Median Price	New Listings	Active Listings	Avg. SP/LP	Avg. DOM
Curve Lake First Nation	3	\$890,000	\$296,667	\$230,000	4	6	93%	30

The source of all slides is the Toronto Regional Real Estate Board. Some statistics are not reported when the number of transactions is two (2) or less. Statistics are updated on a monthly basis. Quarterly community statistics in this report may not match quarterly sums calculated from past TRREB publications.

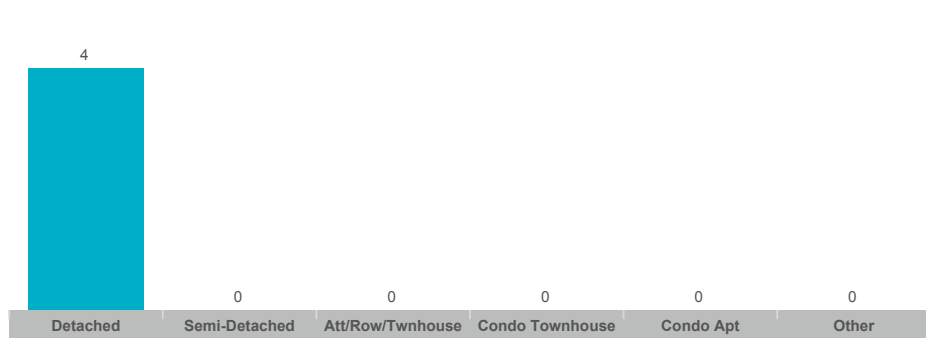
Number of Transactions




Average/Median Selling Price




Number of New Listings




Sales-to-New Listings Ratio



Average Days on Market



Average Sales Price to List Price Ratio



The source of all slides is the Toronto Regional Real Estate Board. Some statistics are not reported when the number of transactions is two (2) or less. Statistics are updated on a monthly basis. Quarterly community statistics in this report may not match quarterly sums calculated from past TRREB publications.